

IMPORTANT

Installation Notes

Read this page to avoid common installation problems with TOLIS Group 1U, 2U and 4U tape libraries. For 6U libraries, please refer to included 6U manual.

Host SAS and Parallel SCSI Controller Issues

The tape library uses two SCSI logical unit numbers (LUNs) and requires a host bus adapter (HBA) with multiple LUN support. When using a SAS RAID controller, verify that it supports both tape libraries and multiple LUNs.

If your operating system only sees the tape drive but not the library, either your HBA does not support multiple LUNs or multiple LUN support has not been enabled in the operating system or HBA device driver.

For SAS Libraries:



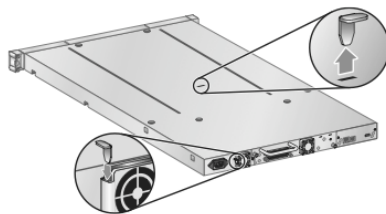
- For proper operation, use the SAS cable that ships with your TOLIS Group tape library. This cable is designed for use with tape devices as well as use with disk arrays.

Mount the Library in a Rack

All TOLIS Group tape libraries are designed to be installed into a rack using the provided Rack Mounting Kit. Operating the library without the recommended Rack Mounting Kit/Desktop Feet, such as operating it on a table or a rack shelf, could result in library errors and void manufacturer warranty. **Placing any type of weight on top of the library may also cause errors and will void the manufacturer warranty.**

Remove/Save the Shipping Lock

The shipping lock protects the library's robotics during shipment and must be removed before the library can operate. Keep the shipping lock as below for use if you need to move/ship the library, and replace the shipping lock in the shipping lock slot before moving it.



P/N: LIN001

Copyright © 2009-2018. All rights reserved.

The information in this document is subject to change without notice.

Latest Rev: 2016